

WAUSA PUBLIC SCHOOLS

300 S. Bismark St., P.O. Box 159, Wausa, NE 68786

Phone: 402-586-2255, Fax: 402-586-2406

“Educating Today’s Students for Tomorrow’s Future”

Brad Hoelsing
Superintendent

Shane Anderson
Principal

Gregory Conn
Guidance/AD

Katie Smith
Business Manager

Dear President Kumm and members of the Wausa Public School Board of Education,

I am writing to provide a comprehensive overview of the recent survey conducted with the parents of our school district. Enclosed, you will find a detailed report containing the survey results, both as a whole as well as broken down by grade levels of High School 9-12, Middle School 5-8, and Elementary PK-4 (including early childhood parents).

Background: The purpose of the survey was to gain valuable insight from parents /guardians about the potential of a partnership between Wausa Public Schools and our neighboring district Osmond Community Schools. The survey was designed to be inclusive and accessible to all of our parents/guardians, reflecting our board of education’s commitment to strategic planning, and to utilize the data collected from these stakeholders to make decisions that will impact our students, our school, and potentially our community.

Survey Methodology: The survey was administered online via google forms. Participants were encouraged to provide feedback, allowing us to collect quantitative data in the form of multiple-choice selection, checkbox selection, as well as questions requiring parents to answer on a 5-point Likert scale. The 5-point Likert scale consisted of the following options:

- 1- I strongly do not support
- 2- I do not support
- 3- I am neutral on the matter
- 4- I support
- 5- I strongly support

The survey questions covered topics related to cooperative agreements in a variety of sports and activities, as well as club programs.

Notes and Observations: A few observations of data compilation to accompany these results for clarity:

- The survey was taken by parents in grades ranging from early childhood, preschool through 12th grades. The Survey was opened at 9:30 PM on Wednesday, October 4th. One hundred forty-seven surveys were submitted prior to October 9th at midnight (the time when the survey was closed). Of those results, 68% of the students in grades 9-12 were represented, 79% of students in grades 5-8 were represented, and 69% of students in grades K-4 were represented. We had 33 people submit results in the preschool grades, as well as early childhood. In all, 71.2% of all students in grades K-12 were represented within the results. Eleven surveys were eliminated from contention for the reasons listed below in bullet point four.
- If a parent who took the survey had students in several grades of school (for example, a parent who had a student in high school and a student in elementary school), those results were included in the data sets provided that correlated to their child’s respected grade level.

- Not everyone who took the survey answered every question provided.
- If a person did not write their name AND did not provide a grade level that their student was in, and we could not determine where that survey came from, that result was eliminated because there was no proof that the person taking the survey was an actual parent. There were people that did write their name that were not parents that were eliminated (either alumni or patrons). There were several surveys that were duplicated (same parent sending in the survey multiple times).
- When compiling the results, the Likert scale answers for each question posed were shown as column bar graphs, the data to decide to start a cooperative agreement now or in the future was shown as a pie chart, and a data table was provided on the bottom of each subsection of data results, PK-12, 9-12, 5-8, and PK-4. The data tables consisted of the following:
 - Mean-The average of the results of the data set.
 - Median-The middle number of the data set.
 - Mode-The most common occurring number within the data set.
 - Variance-A formula used to factor the spread of results in the data set. This data is used by the board to foresee potential contention amongst a given populace. For example, during the data collecting phase of our bond, adding on a new gymnasium registered as a 2.417 (potential for high contention) whereas the new shop facility registered as a 1.162 (probable low contention result).
 - Percentages of each individual result per question posed, one through five.

I want to take a moment to thank Mr. Anderson, who worked alongside me in collecting as well as disseminating the data sets. He was invaluable in this process, and I want to take a moment to acknowledge his efforts in working with our parents in regards to the informational meetings as well as the survey. I also want to thank the members of the future planning committee, who have spent hours working with us to ensure that the public is informed and has the opportunity to be heard through both public informational and input meetings, as well as through the board's survey work.

Board members, I invite each of you to review the enclosed twenty-six-page report thoroughly. I believe that these insights will be instrumental in guiding our decisions and shaping the future direction of our school district in regards to this potential partnership. I appreciate your ongoing support and dedication to the welfare of our students. Together, we can use this valuable feedback to continue providing a high-quality, educational experience, both curricular as well as extracurricular for every child in our district.

Thank you for your time, attention, and commitment to the students, parents, and patrons of our school district.

Respectfully Submitted,

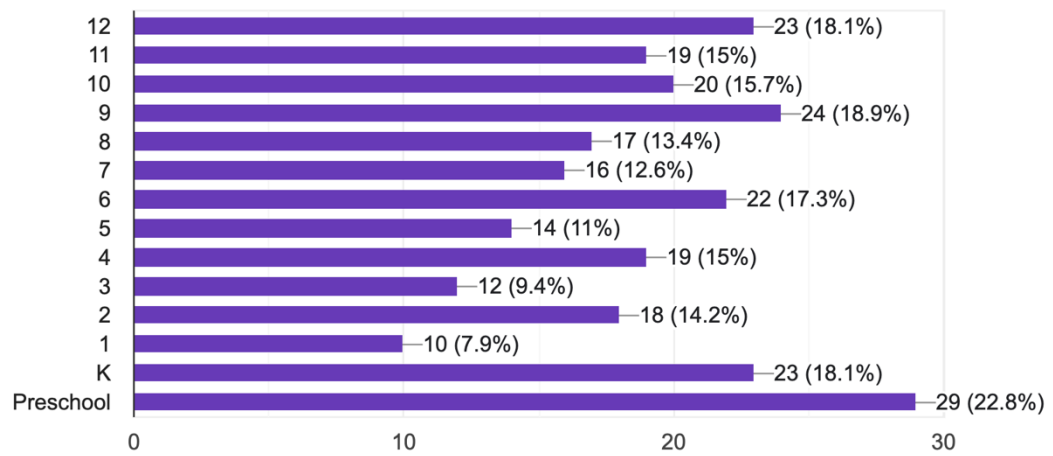


Brad Hoelsing
Superintendent

PK-12th Grade Parent Results (136 Surveys)

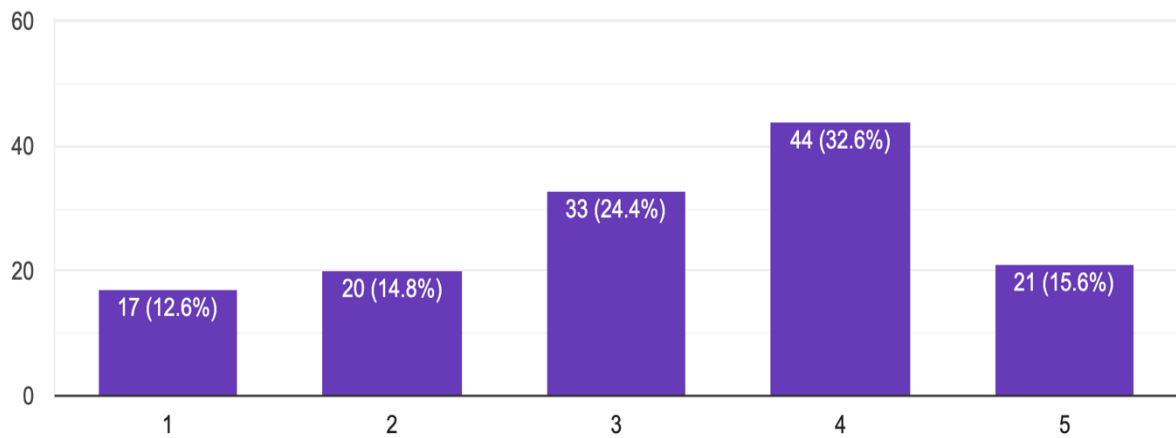
I have children in the following grades.

127 responses



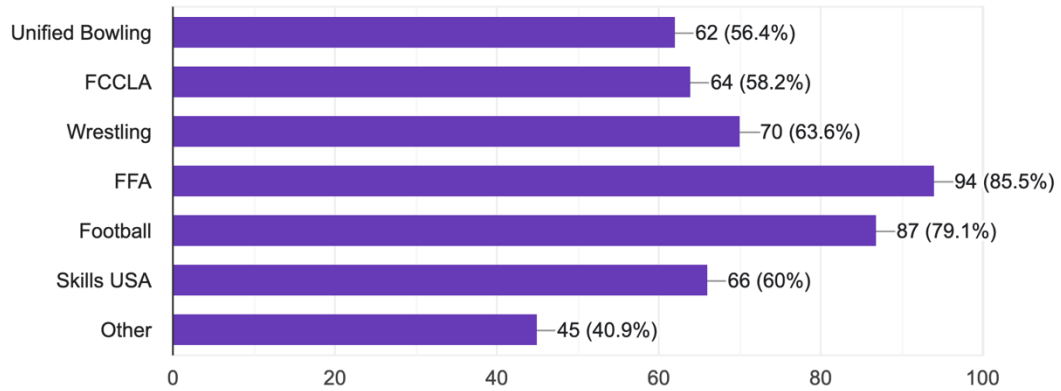
In general, are you in favor of a co-op?

135 responses



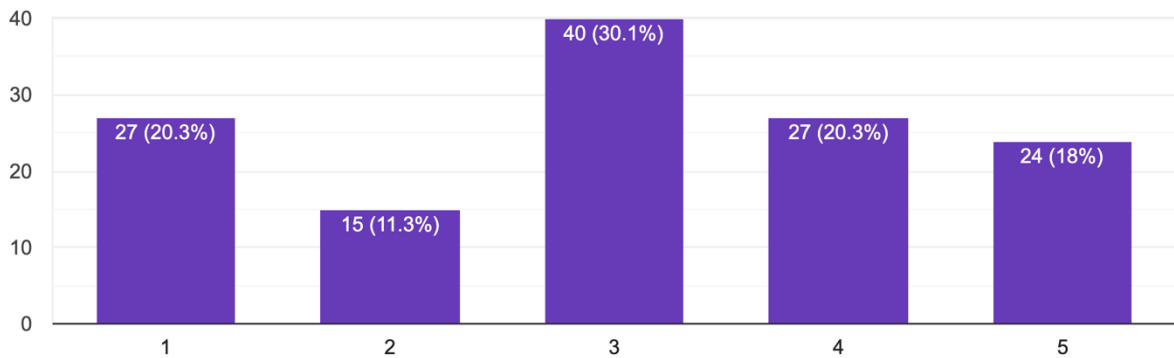
Do you support a co-op with Osmond in the following areas? (Check all that apply)

110 responses



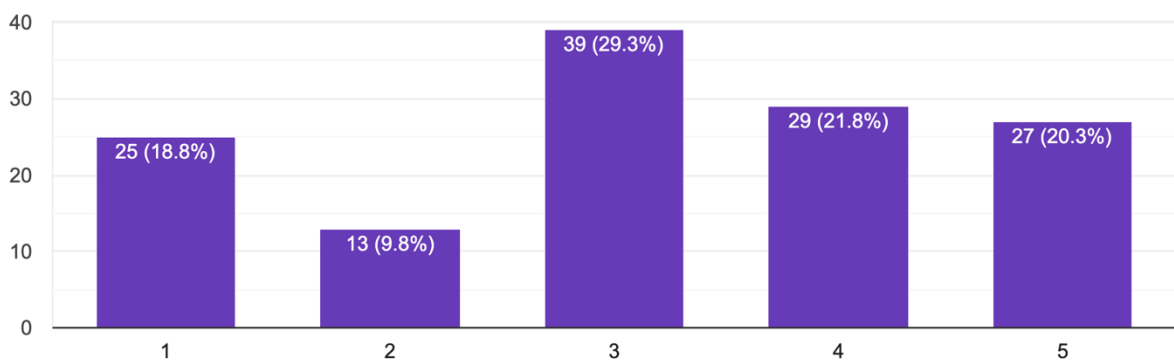
Unified Bowling

133 responses



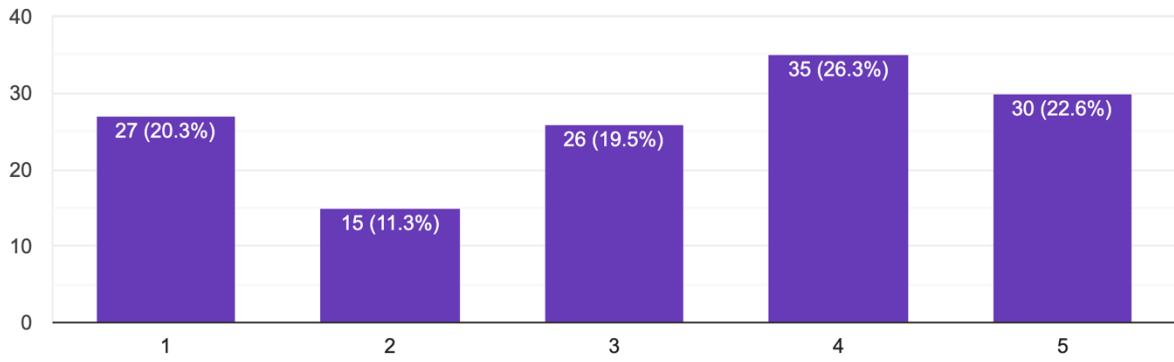
Future College and Career Leaders of America (FCCLA)

133 responses



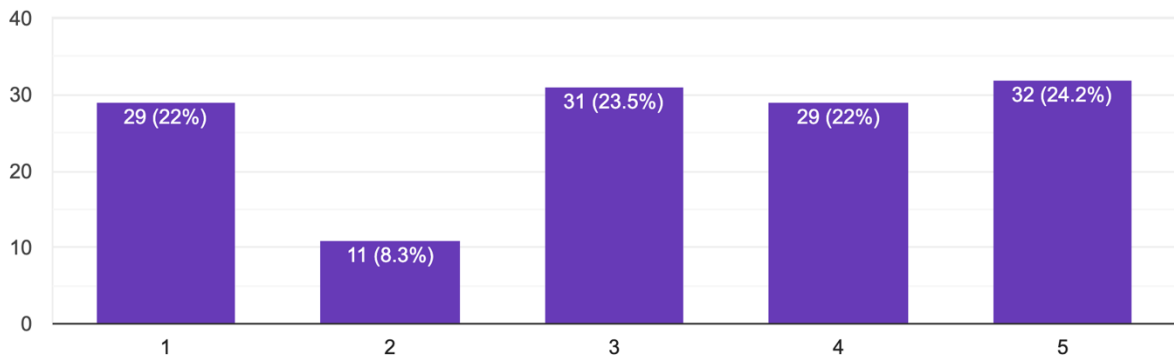
Wrestling (High School)

133 responses



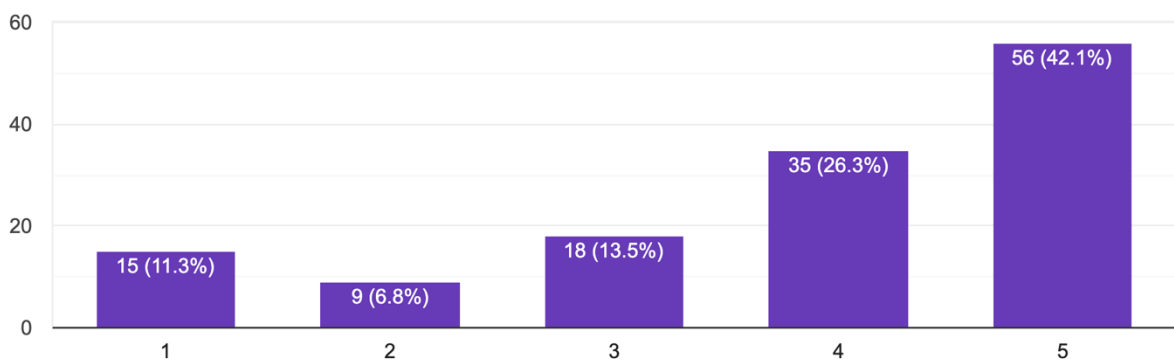
Wrestling (Junior High)

132 responses



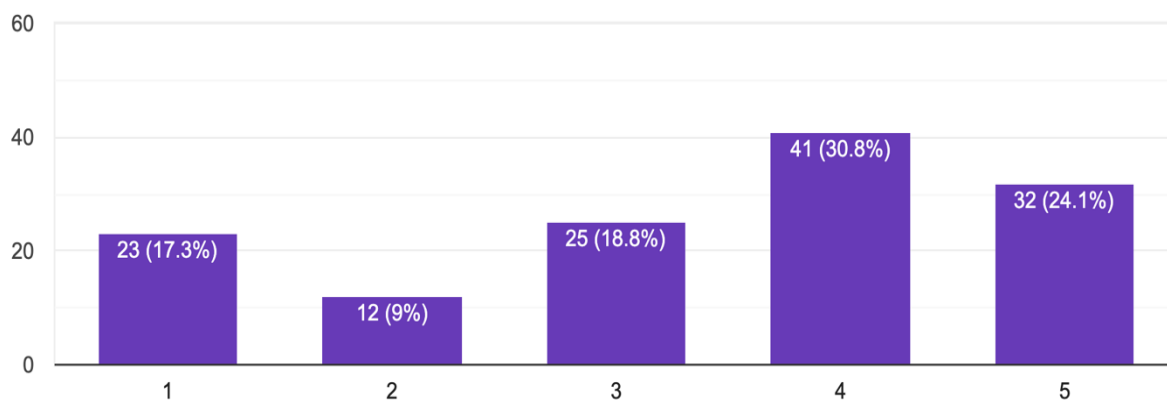
FFA/Ag offerings

133 responses



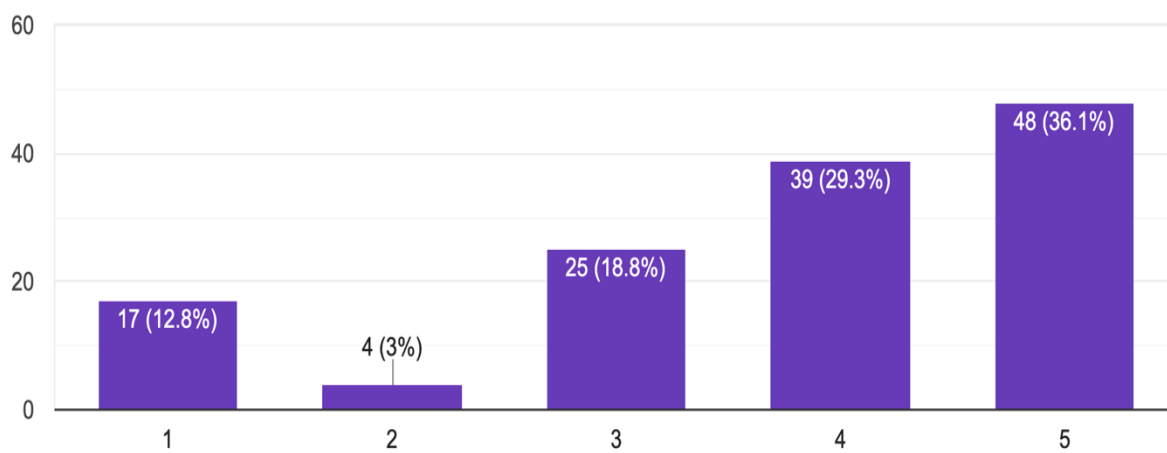
Football (High School)

133 responses



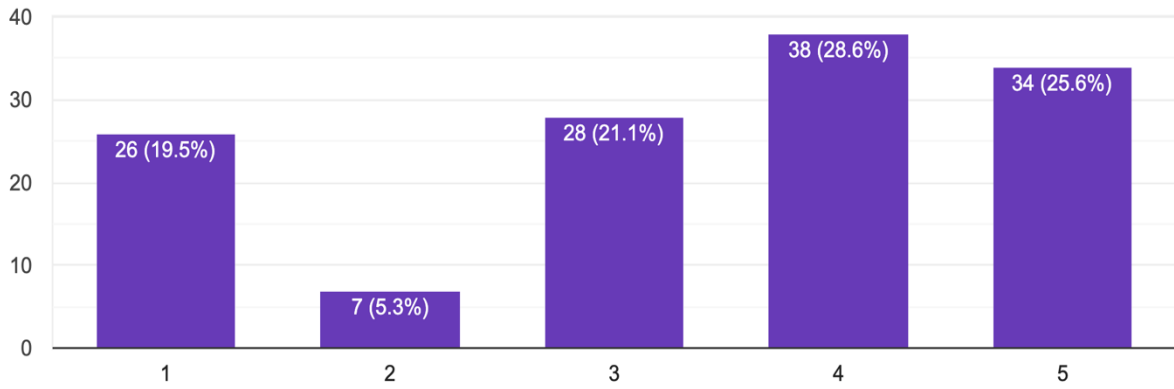
Football (Junior High)

133 responses



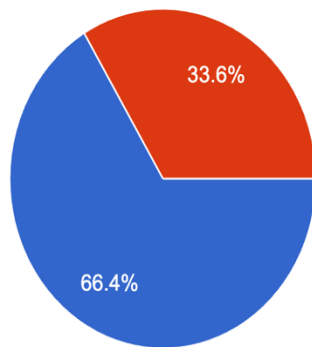
Skills USA (ITE/Shop)

133 responses



In regards to a timeline, would you prefer to:

125 responses



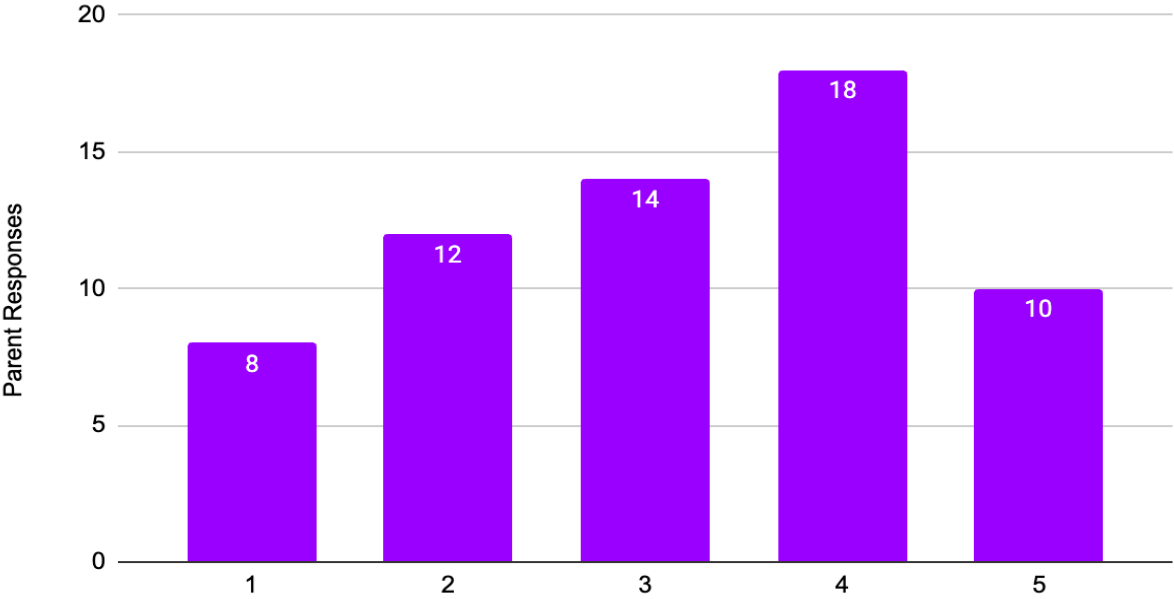
- Begin a Co-op in Varsity/JH Football, Varsity/JH Wrestling, and FFA in the 2024 school year.
- Continue to search for JH Football Co-op options for the 2024 school year understanding the risk of not having any options available.

PK-12 Parent Questions	Mean	Median	Mode	Variance
In general, are you in favor of a co-op?	3.39	4	4	1.44
Unified Bowling	3.14	3	3	1.81
Future College and Career Leaders of America (FCCLA)	3.25	3	3	1.78
Wrestling (High School)	3.33	4	4	1.95
Wrestling (Junior High)	3.33	4	5	2.03
FFA/Ag offerings	3.97	4	5	1.56
Football (High School)	3.51	4	4	1.76
Football (Junior High)	3.88	4	5	1.52
Skills USA (ITE/Shop)	3.52	4	4	1.82

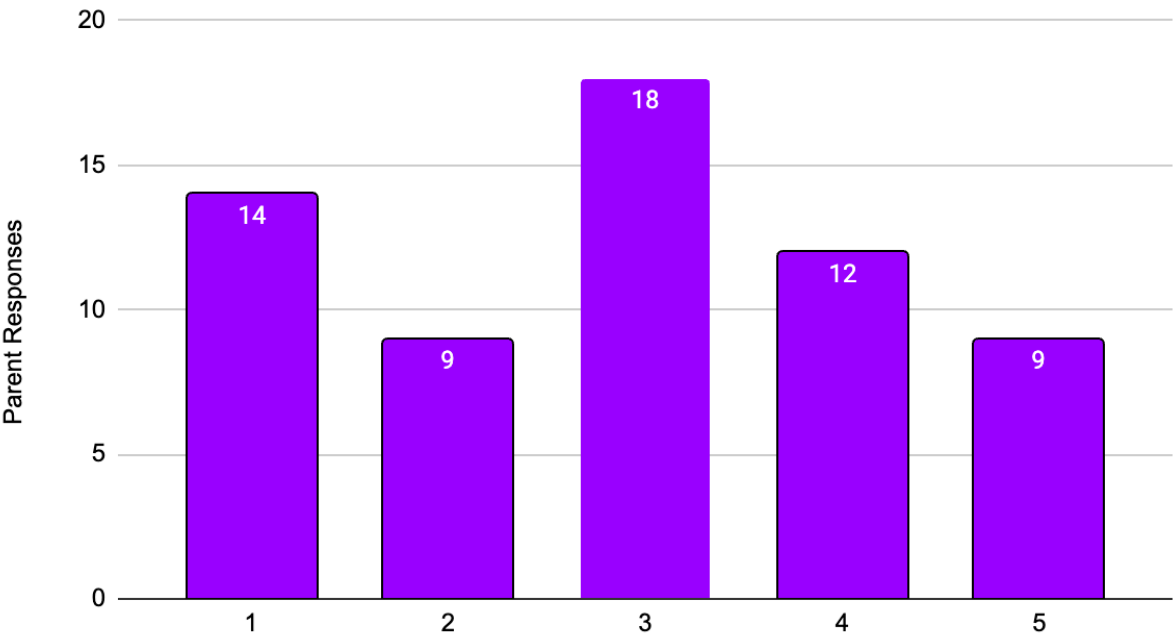
**FOR PERCENTAGES, PLEASE SEE THE GRAPHS
ABOVE**

9-12th Grade Parent Results (62 Surveys)

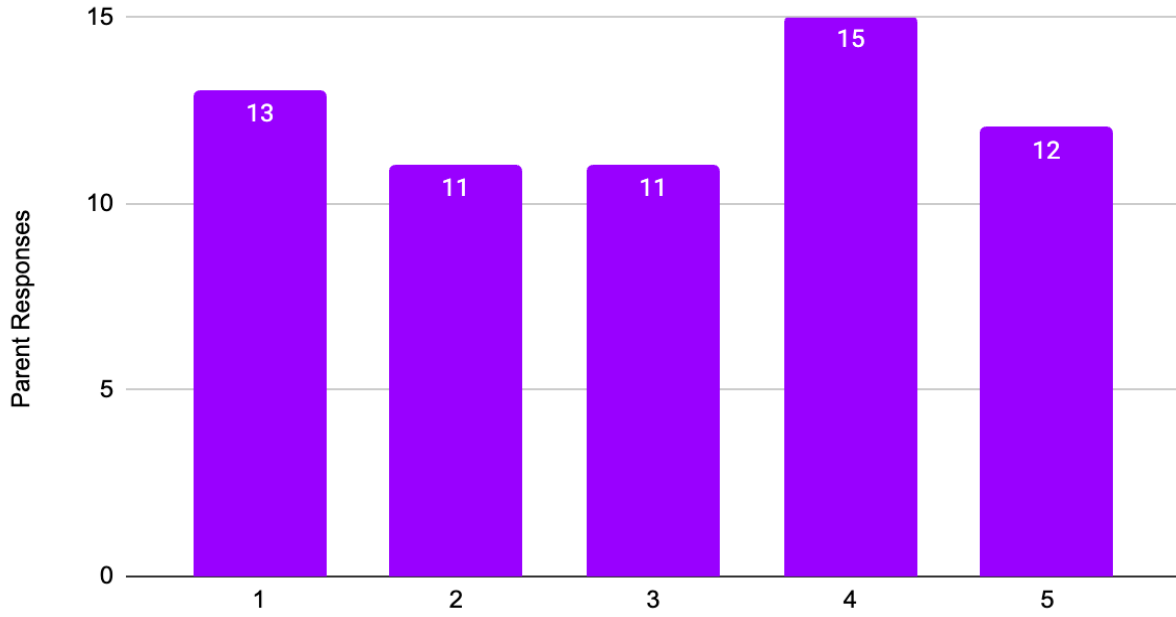
9-12 Grade Parents: In general, are you in favor of a co-op?



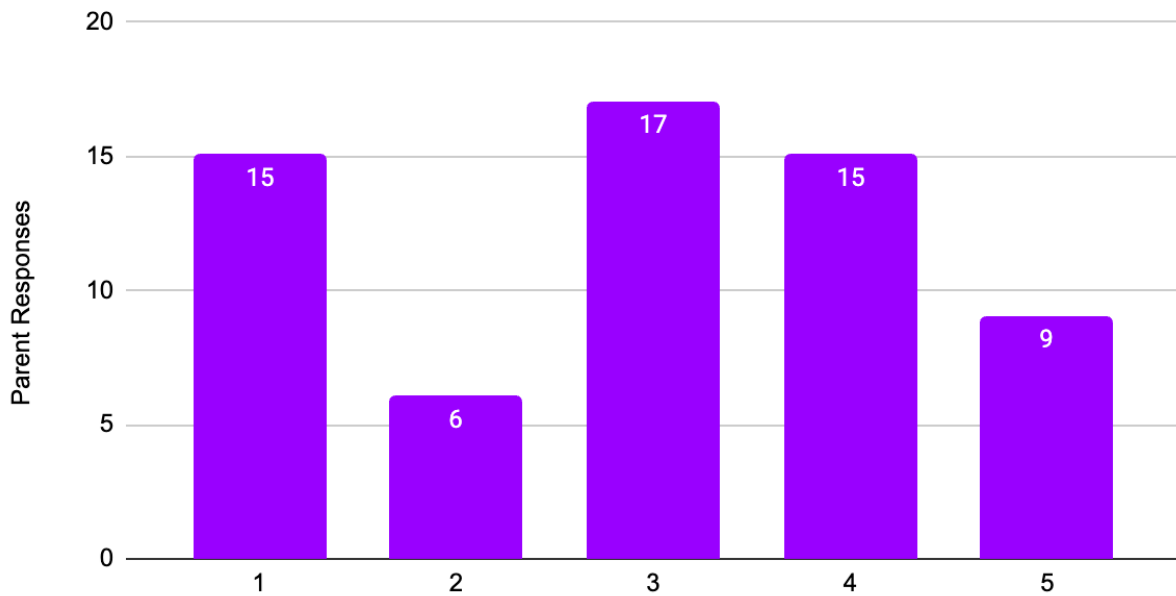
9-12 Parents: Co-op in Unified Bowling



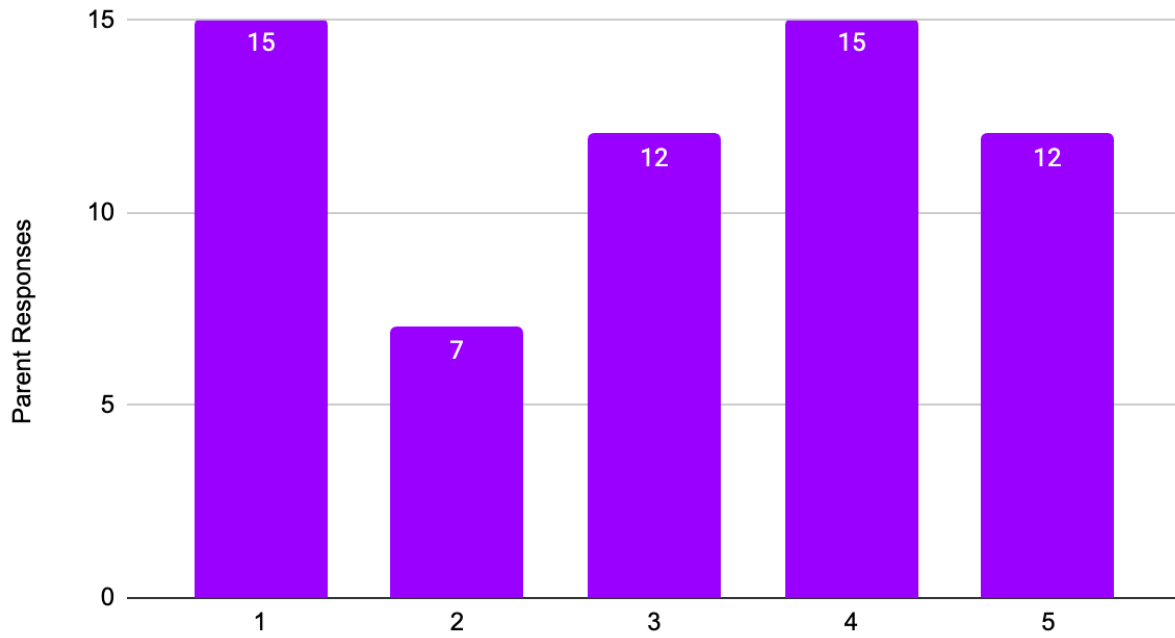
9-12 Parents: Co-op for High School Wrestling



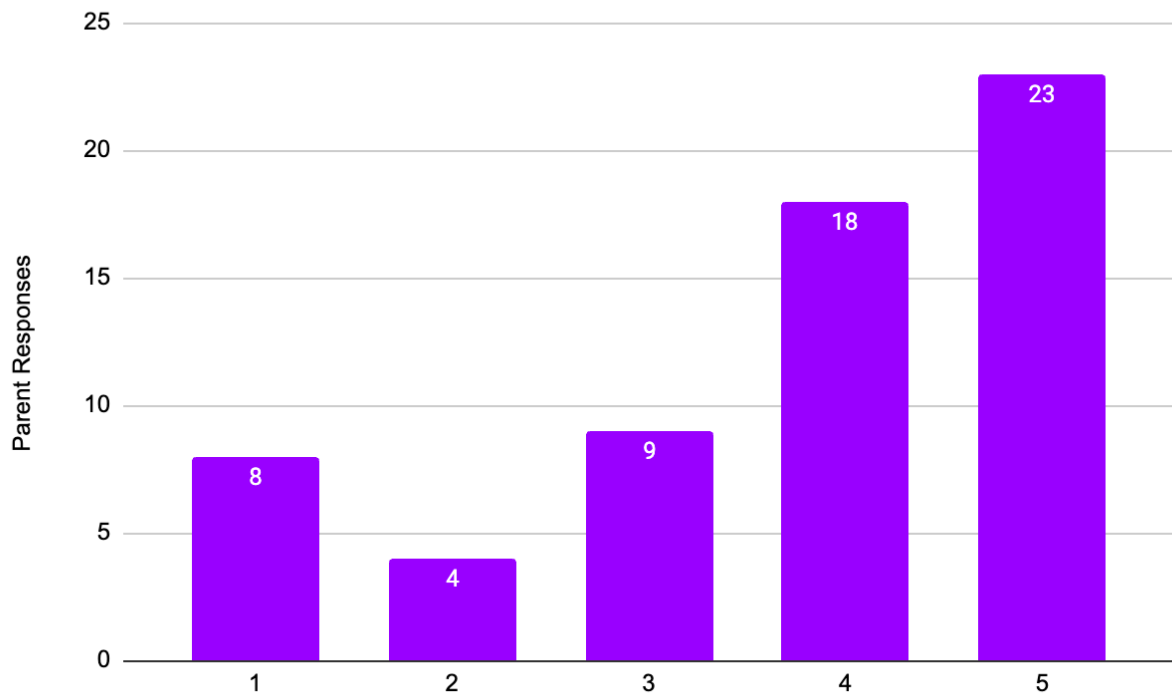
9-12 Parents: Co-op for Future College and Career Leaders of America (FCCLA) vs.



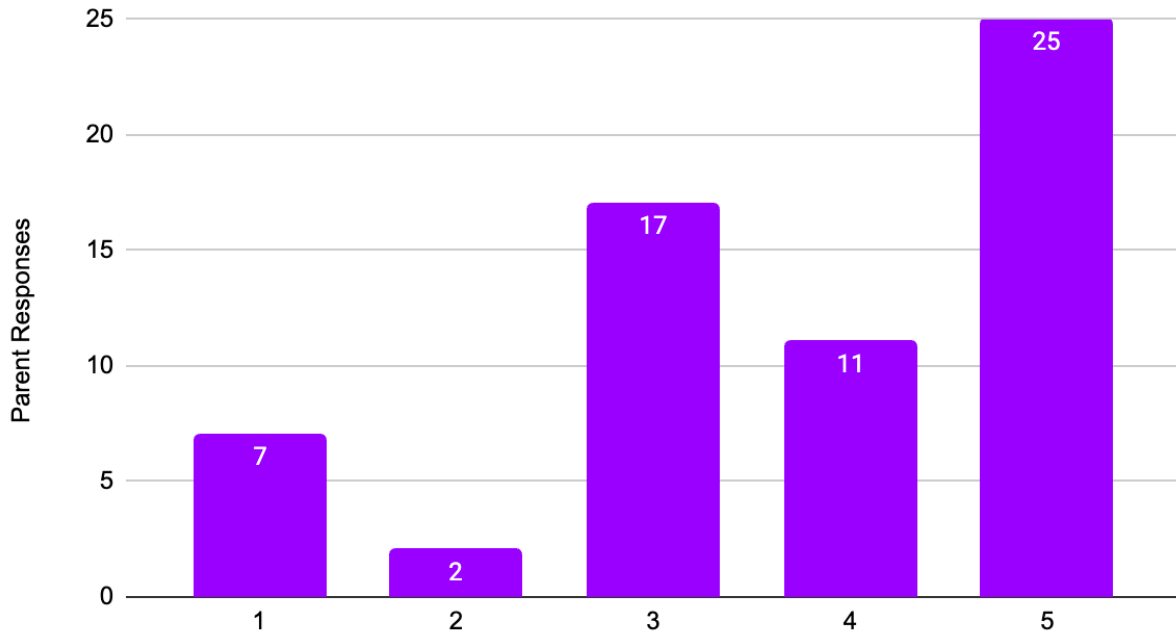
9-12 Parents: Co-Op in JH Wrestling



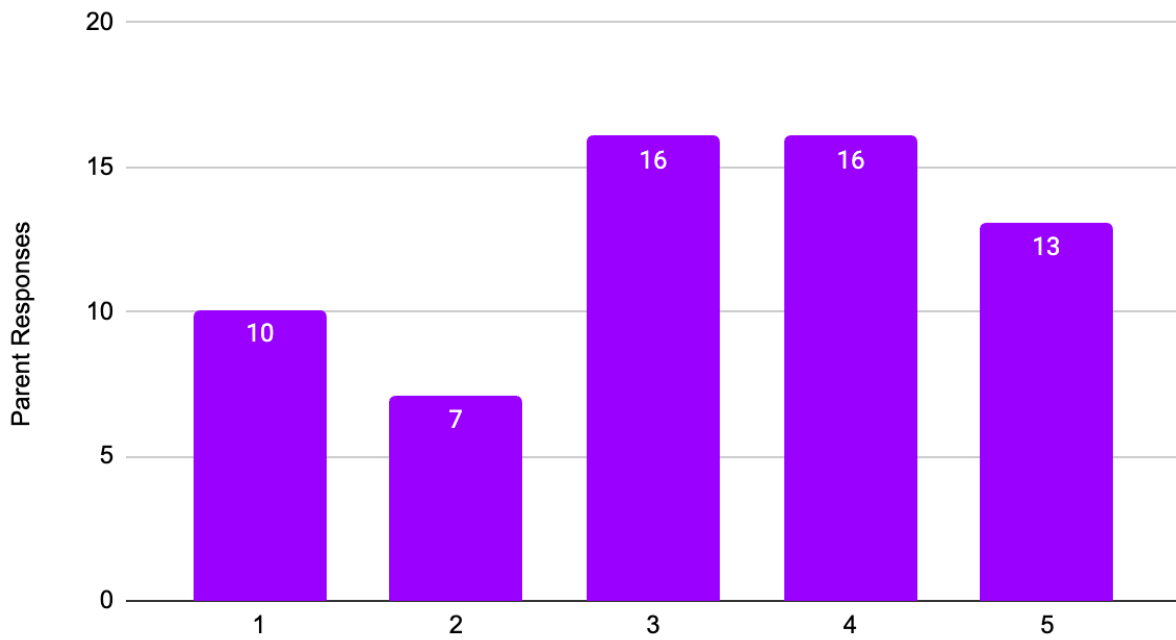
9-12 Parents: Co-Op in Ag/FFA



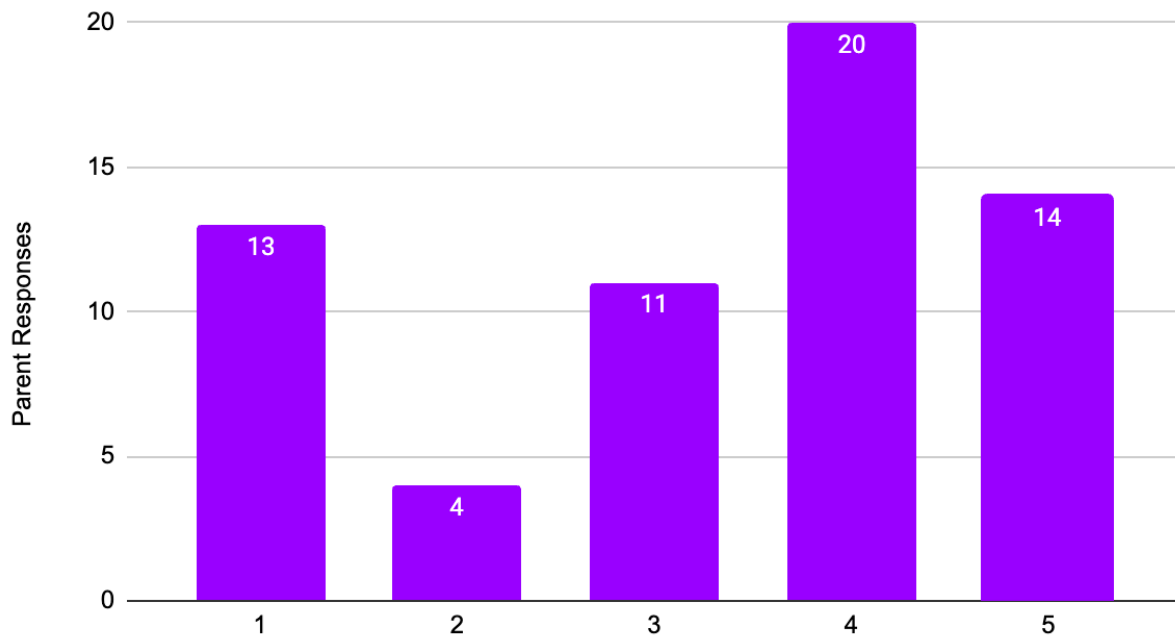
9-12 Parents: Co-op in JH Football



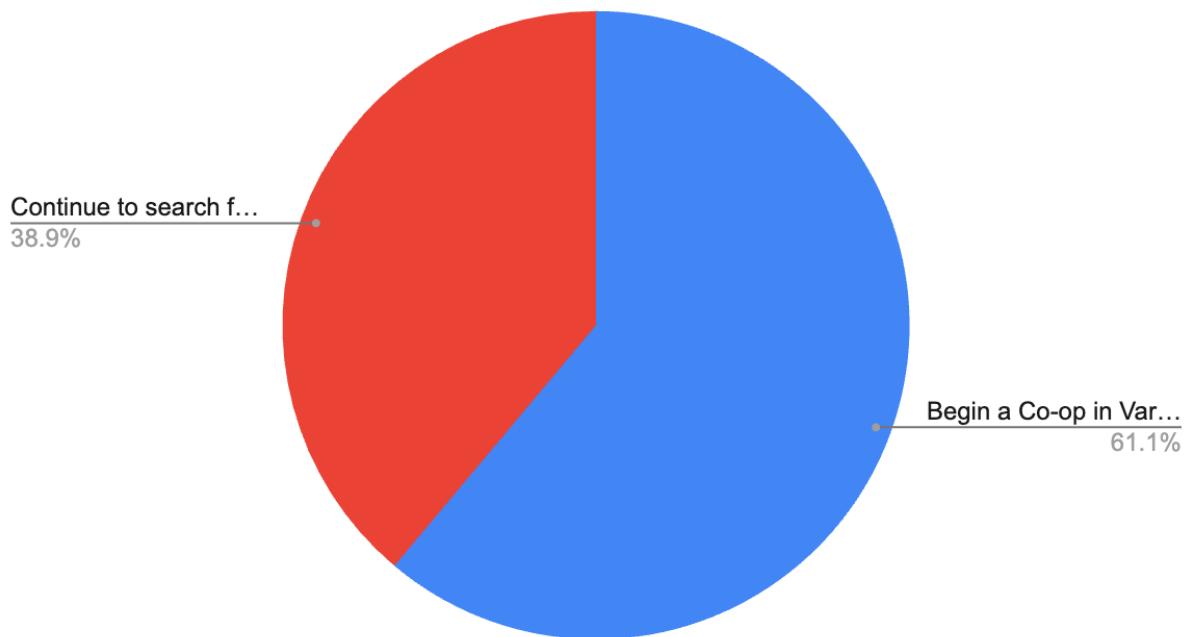
9-12 Parents: Coop in High School Football



9-12 Parents: Co-op in Skills USA (ITE/Shop)



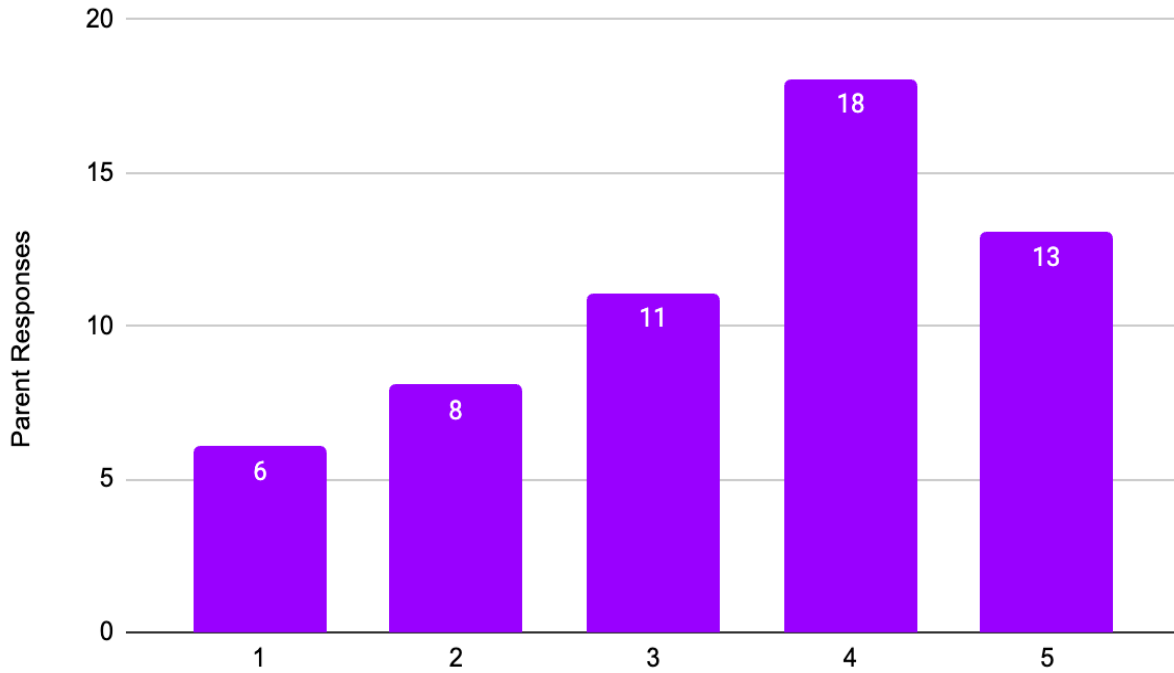
9-12 Parents: Coop Timing



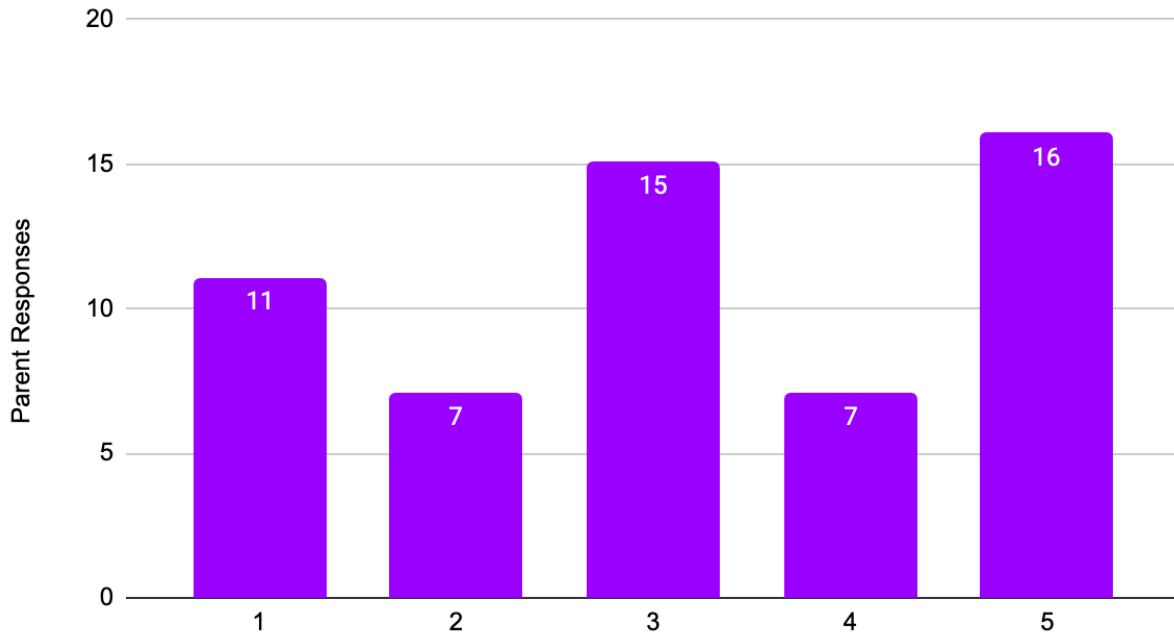
9-12 Parent Questions		Mean	Median	Mode	Variance
In general, are you in favor of a co-op?		3.16	3.00	4.00	1.65
Unified Bowling		2.89	3.00	3.00	1.84
Future College and Career Leaders of America (FCCLA)		2.95	3.00	3.00	1.92
Wrestling (High School)		3.03	3.00	4.00	2.06
Wrestling (Junior High)		3.03	3.00	1.00	2.17
FFA/Ag offerings		3.71	4.00	5.00	1.88
Football (High School)		3.24	3.00	4.00	1.83
Football (Junior High)		3.73	4.00	5.00	1.78
Skills USA (ITE/Shop)		3.29	4.00	4.00	2.08
9-12 Parent Questions	% of 1's	% of 2's	% of 3's	% of 4's	% of 5's
In general, are you in favor of a co-op?	12.90%	19.35%	22.58%	29.03%	16.13%
Unified Bowling	22.58%	14.52%	29.03%	19.35%	14.52%
Future College and Career Leaders of America (FCCLA)	24.19%	9.68%	27.42%	24.19%	14.52%
Wrestling (High School)	20.97%	17.74%	17.74%	24.19%	19.35%
Wrestling (Junior High)	24.59%	11.48%	19.67%	24.59%	19.67%
FFA/Ag offerings	12.90%	6.45%	14.52%	29.03%	37.10%
Football (High School)	16.13%	11.29%	25.81%	25.81%	20.97%
Football (Junior High)	11.29%	3.23%	27.42%	17.74%	40.32%
Skills USA (ITE/Shop)	20.97%	6.45%	17.74%	32.26%	22.58%

5-8th Grade Parent Results (56 Surveys)

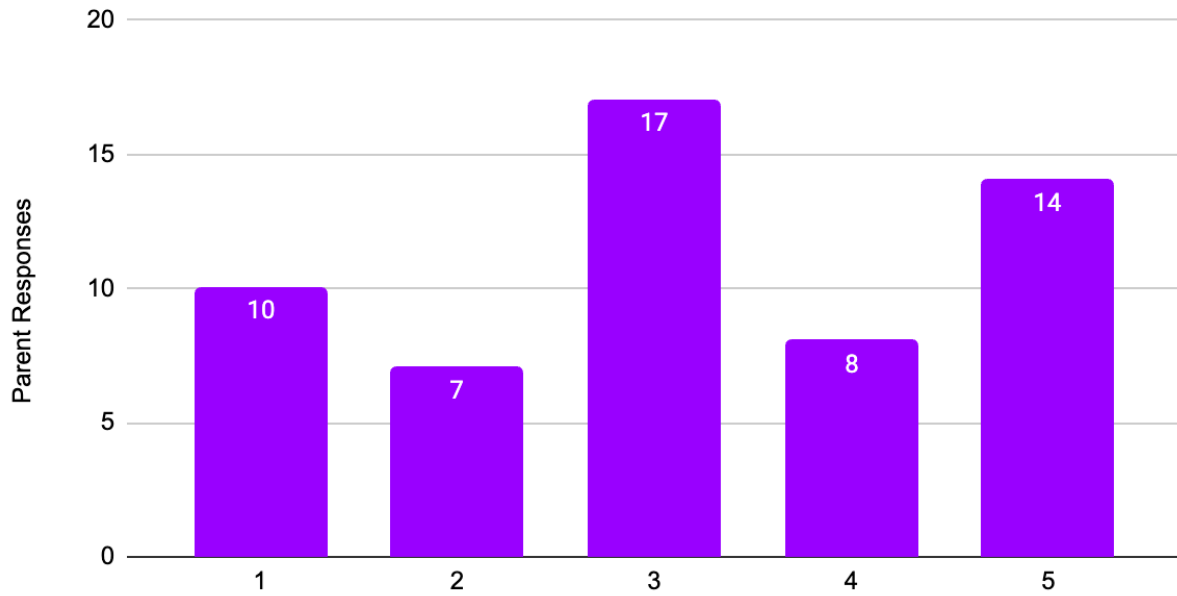
5-8 Parents: In general, are you in favor of a co-op?



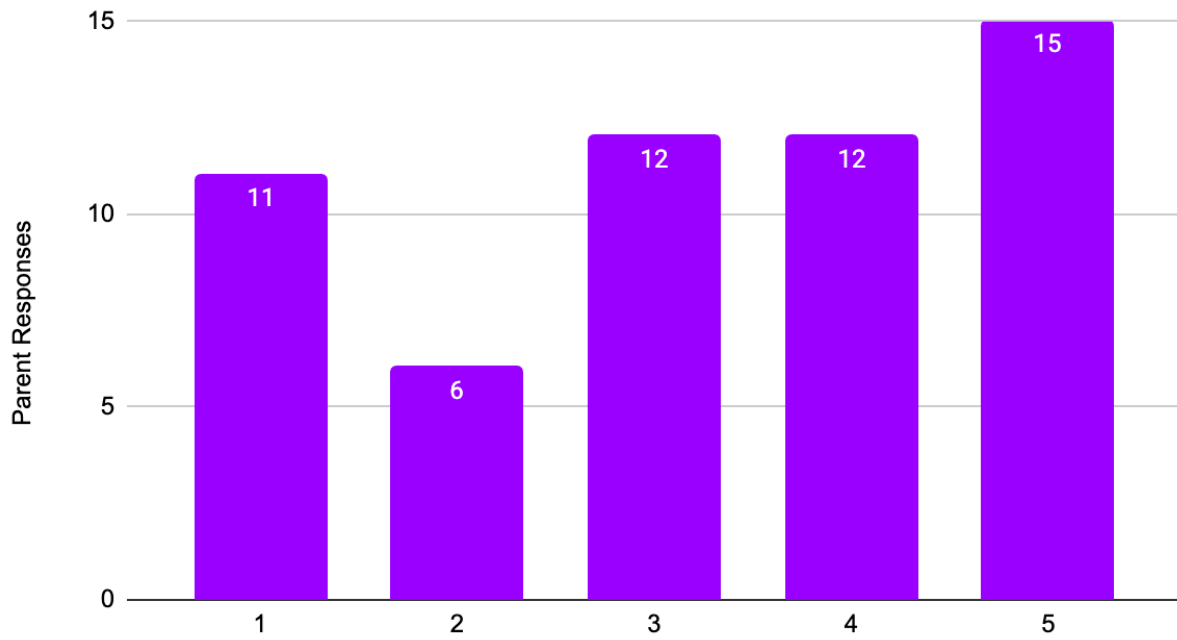
5-8 Parents: Co-op in Unified Bowling



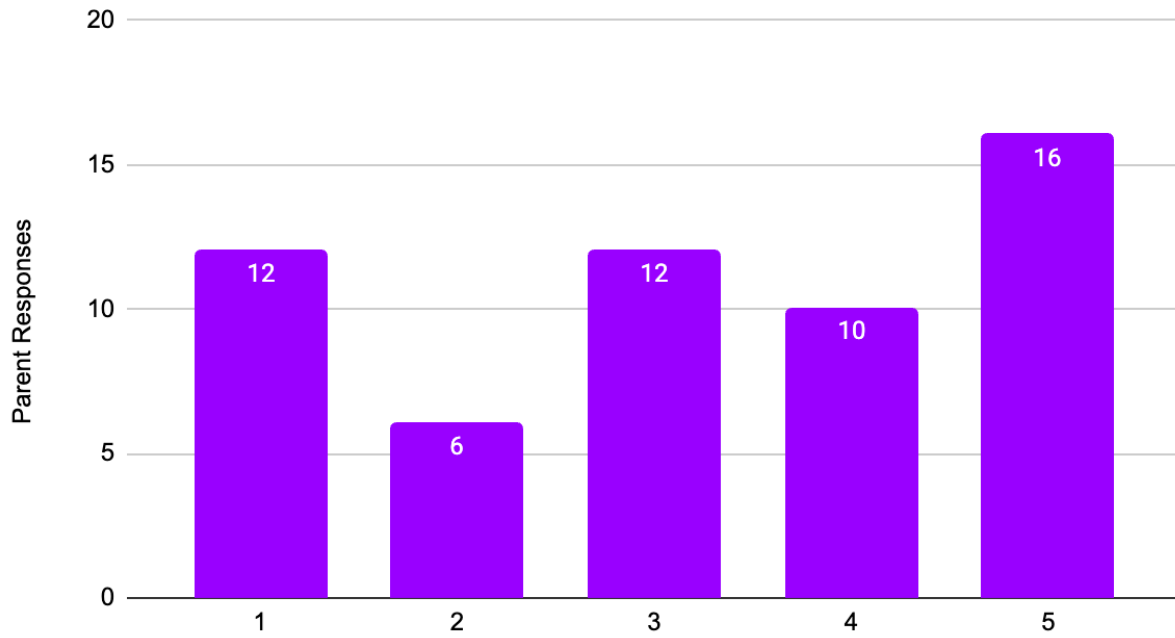
5-8 Parents: Co-op in Future College and Career Leaders of America (FCCLA)



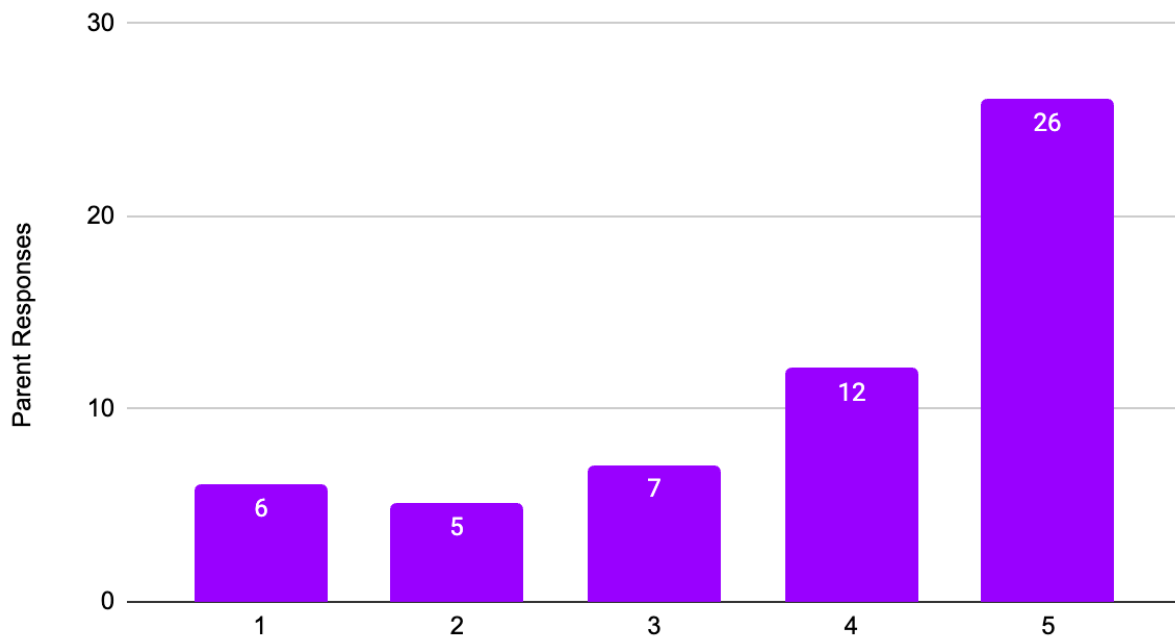
5-8 Parents: Coop in HS Wrestling



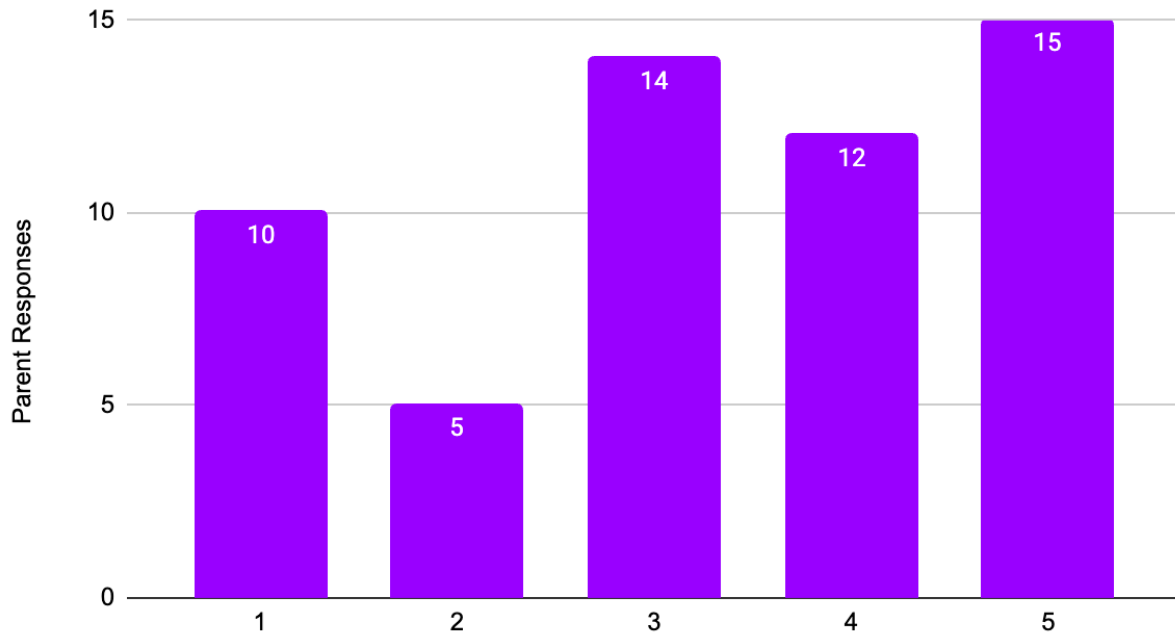
5-8 Parents: Co-op in JH Wrestling



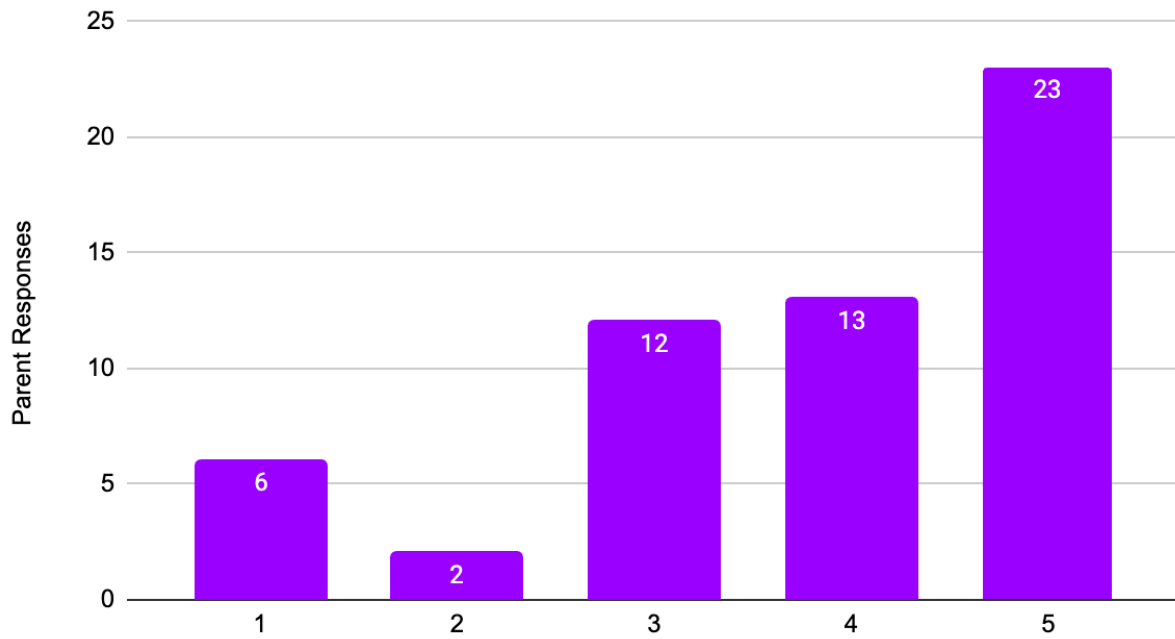
5-8 Parents: Co-op in FFA/Ag Offerings



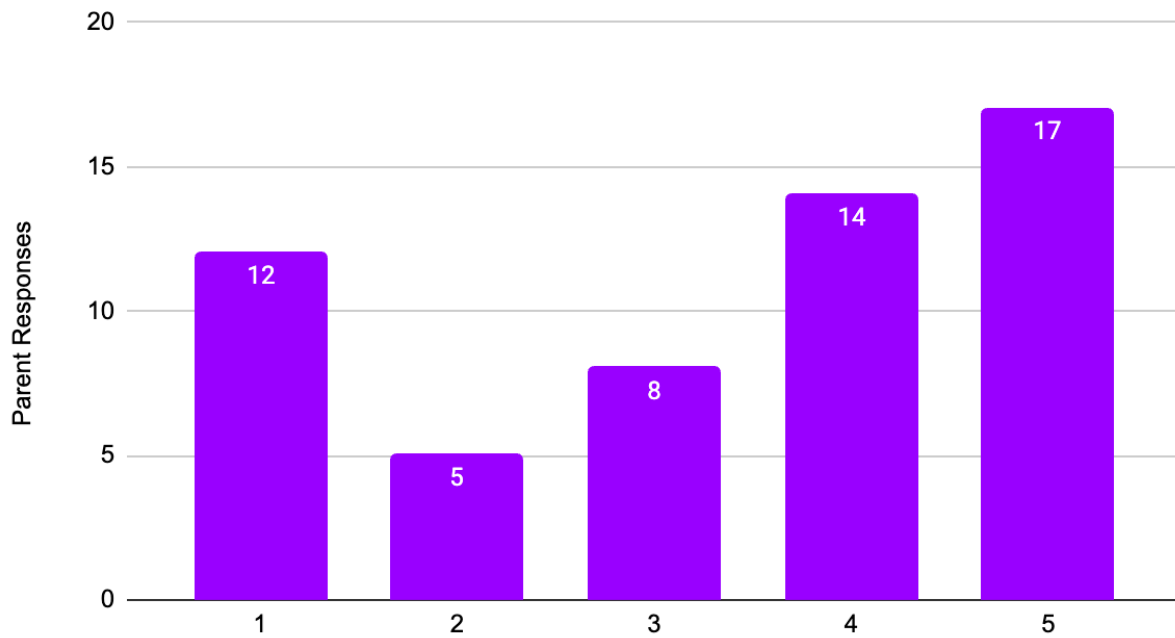
5-8 Parents: Co-op in HS Football



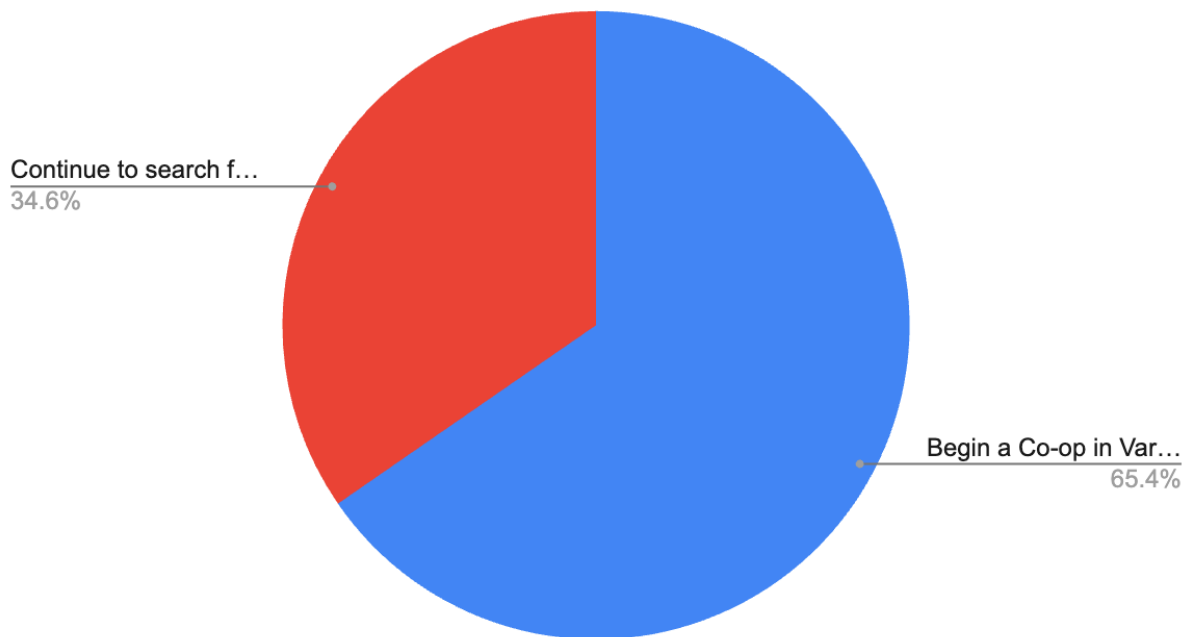
5-8 Parents: Co-op in JH Football



5-8 Parents; Co-op in Skills USA (ITE/Shop)



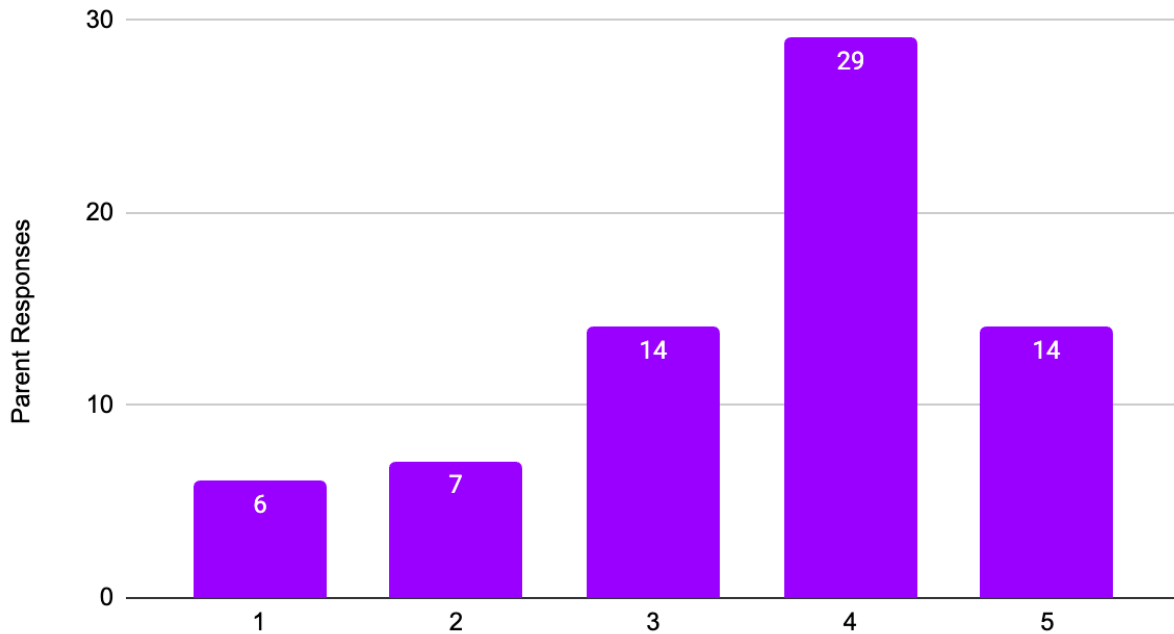
5-8 Parents: Co-op Timing



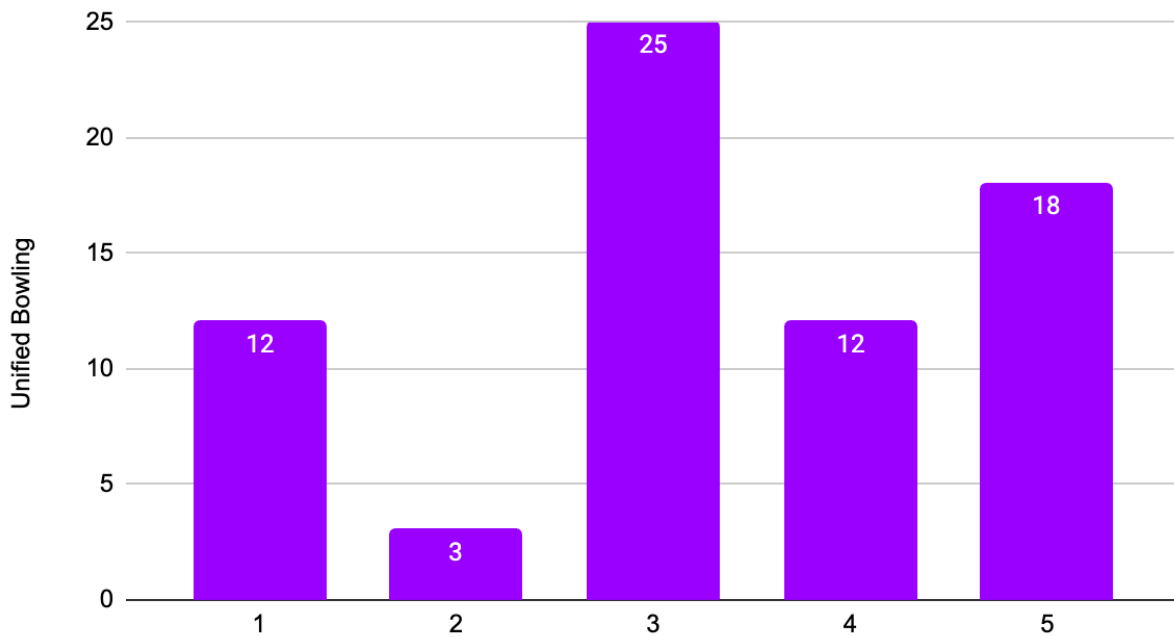
5-8 Parent Questions		Mean	Median	Mode	Variance
In general, are you in favor of a co-op?		3.43	4.00	4.00	1.67
Unified Bowling		3.18	3.00	5.00	2.19
Future College and Career Leaders of America (FCCLA)		3.16	3.00	3.00	1.99
Wrestling (High School)		3.25	3.00	5.00	2.15
Wrestling (Junior High)		3.21	3.00	5.00	2.28
FFA/Ag offerings		3.84	4.00	5.00	1.92
Football (High School)		3.30	3.00	5.00	2.03
Football (Junior High)		3.80	4.00	5.00	1.72
Skills USA (ITE/Shop)		3.34	4.00	5.00	2.34
5-8 Parent Questions	% of 1's	% of 2's	% of 3's	% of 4's	% of 5's
In general, are you in favor of a co-op?	10.71%	14.29%	19.64%	32.14%	23.21%
Unified Bowling	19.64%	12.50%	26.79%	12.50%	28.57%
Future College and Career Leaders of America (FCCLA)	17.86%	12.50%	30.36%	14.29%	25.00%
Wrestling (High School)	19.64%	10.71%	21.43%	21.43%	26.79%
Wrestling (Junior High)	21.43%	10.71%	21.43%	17.86%	28.57%
FFA/Ag offerings	10.71%	8.93%	12.50%	21.43%	46.43%
Football (High School)	17.86%	8.93%	25.00%	21.43%	26.79%
Football (Junior High)	10.71%	3.57%	21.43%	23.21%	41.07%
Skills USA (ITE/Shop)	21.43%	8.93%	14.29%	25.00%	30.36%

PK-4th Grade Parent Results (Including Early Childhood) (70 Surveys)

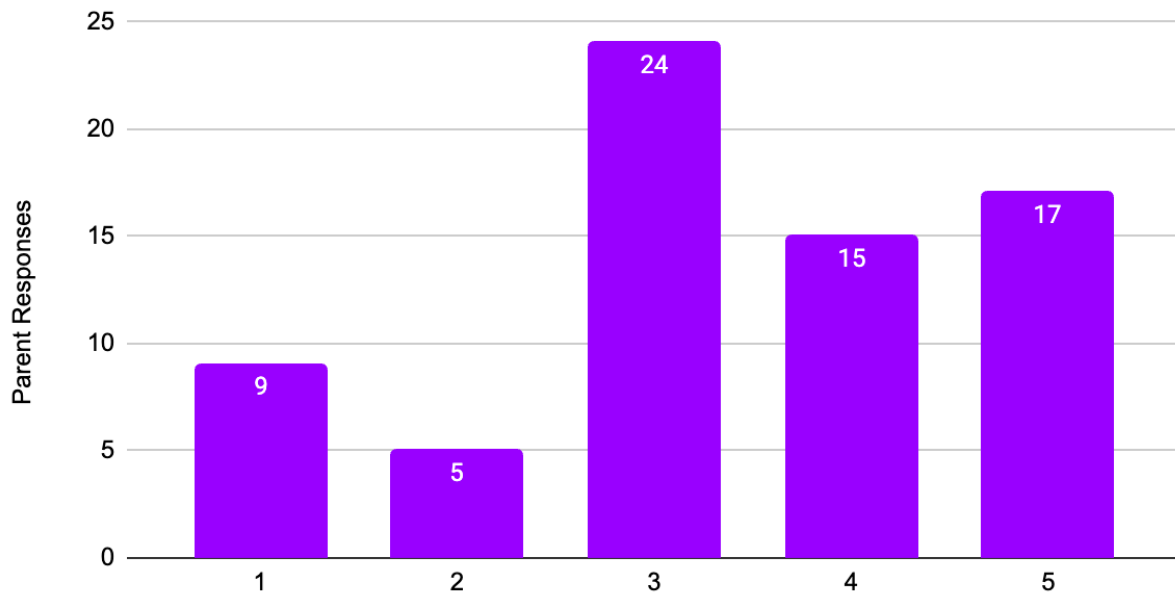
PK-4 Parents: In general, are you in favor of a co-op?



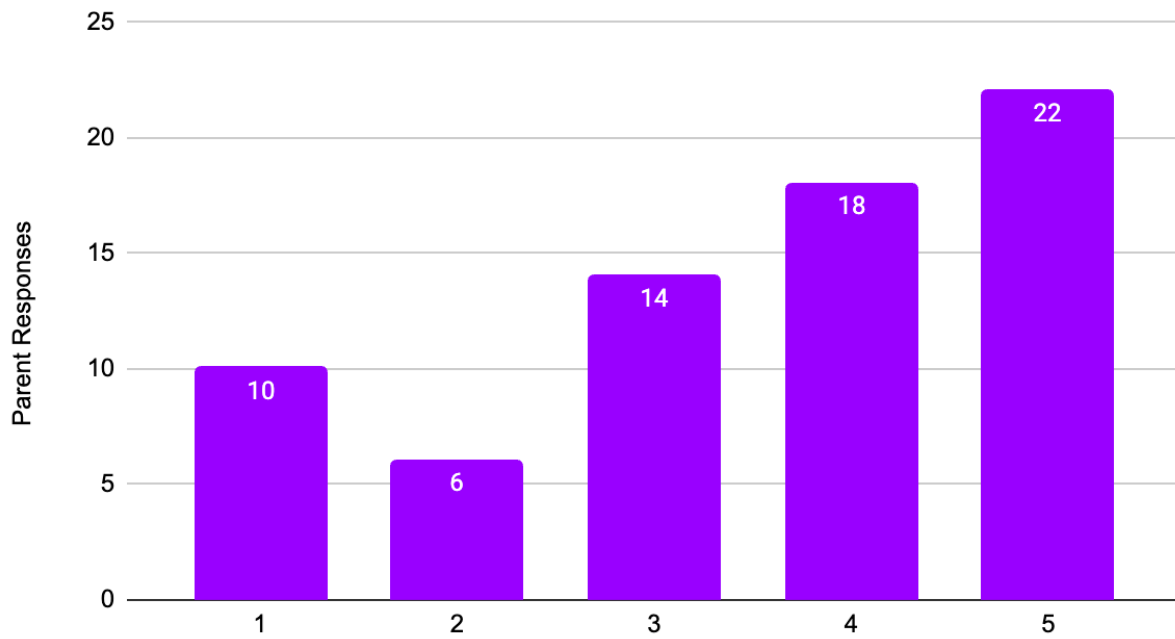
PK-4 Parents: Co-op in Unified Bowling



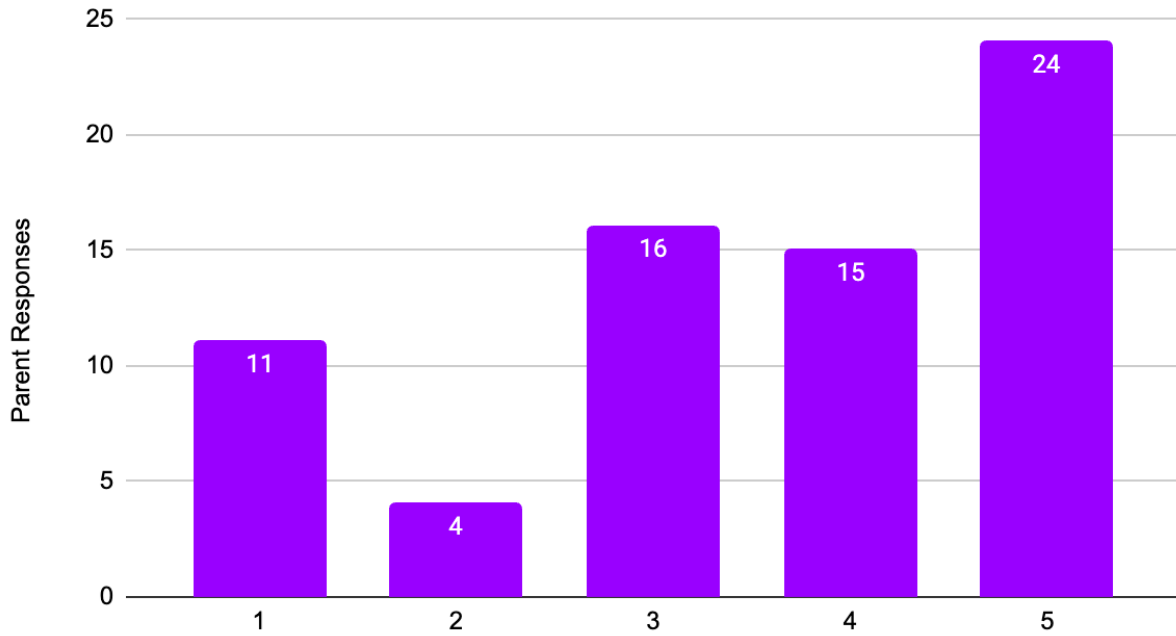
PK-4 Parents: Co-op in Future College and Career Leaders of America (FCCLA)



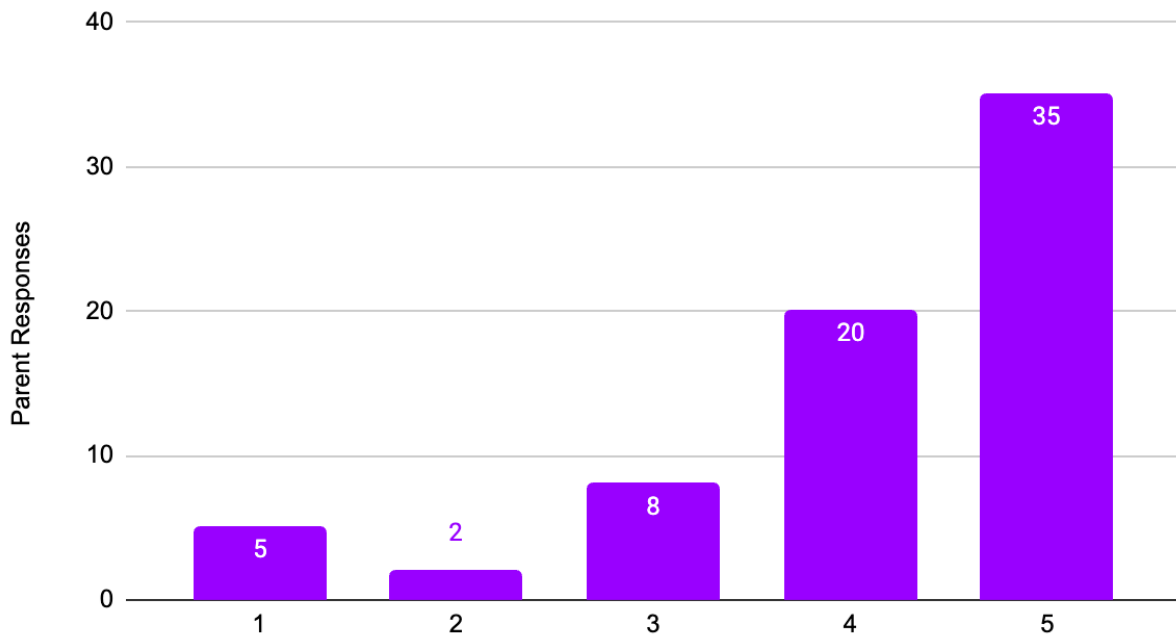
PK-4 Parents: Co-op in HS Wrestling



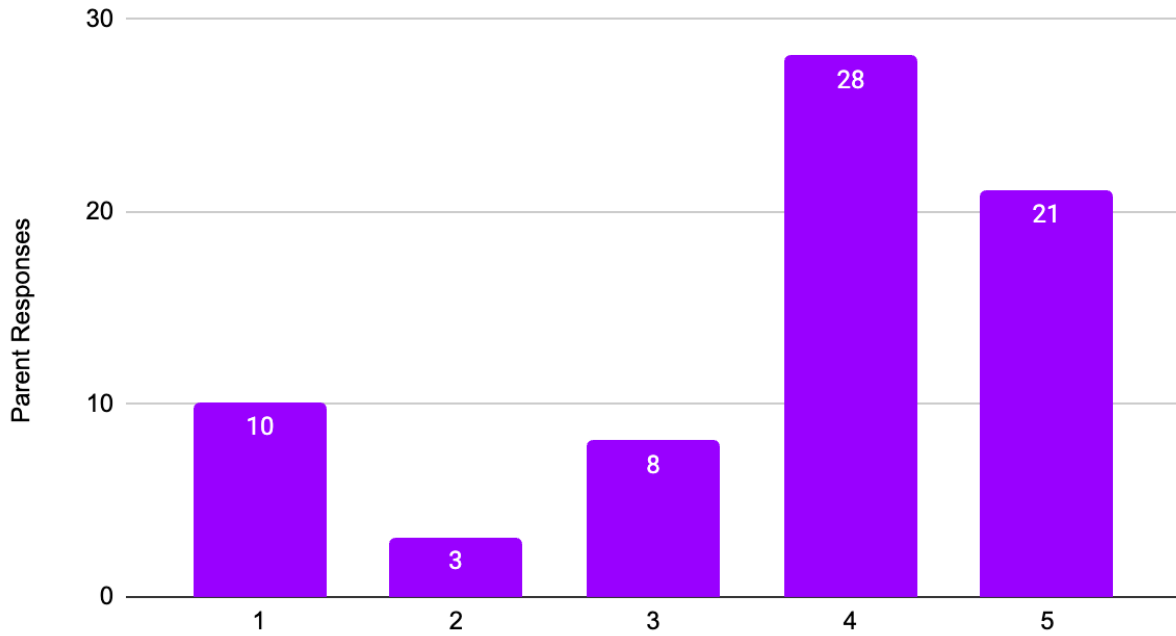
PK-4 Parents: Co-op in JH Wrestling



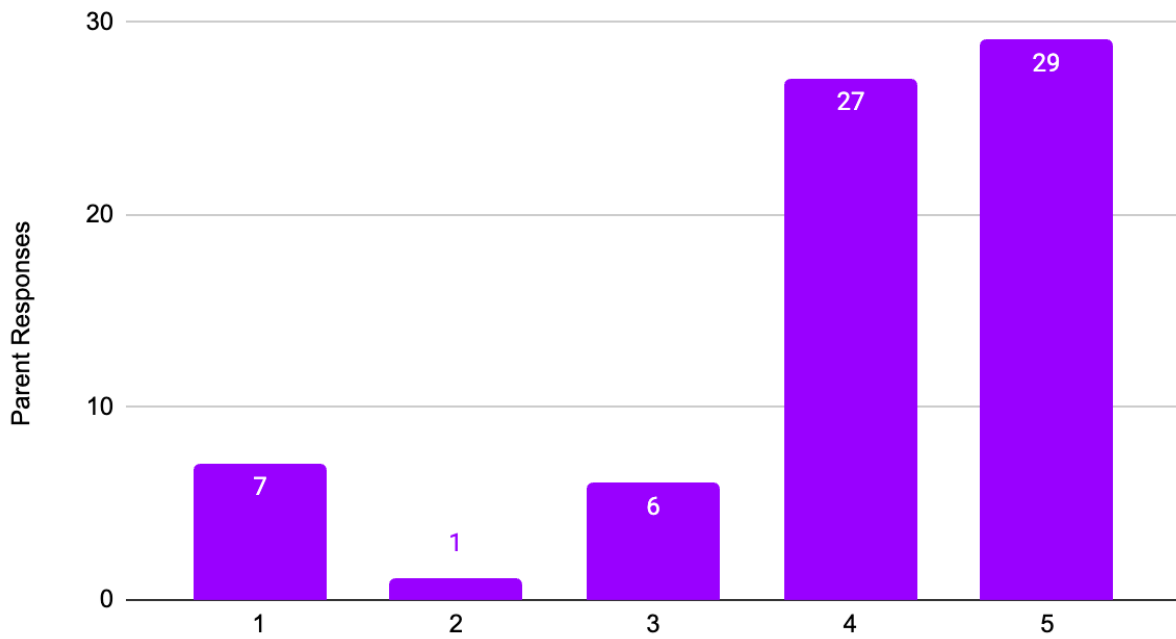
PK-4 Parents: Co-op in FFA/Ag Offerings



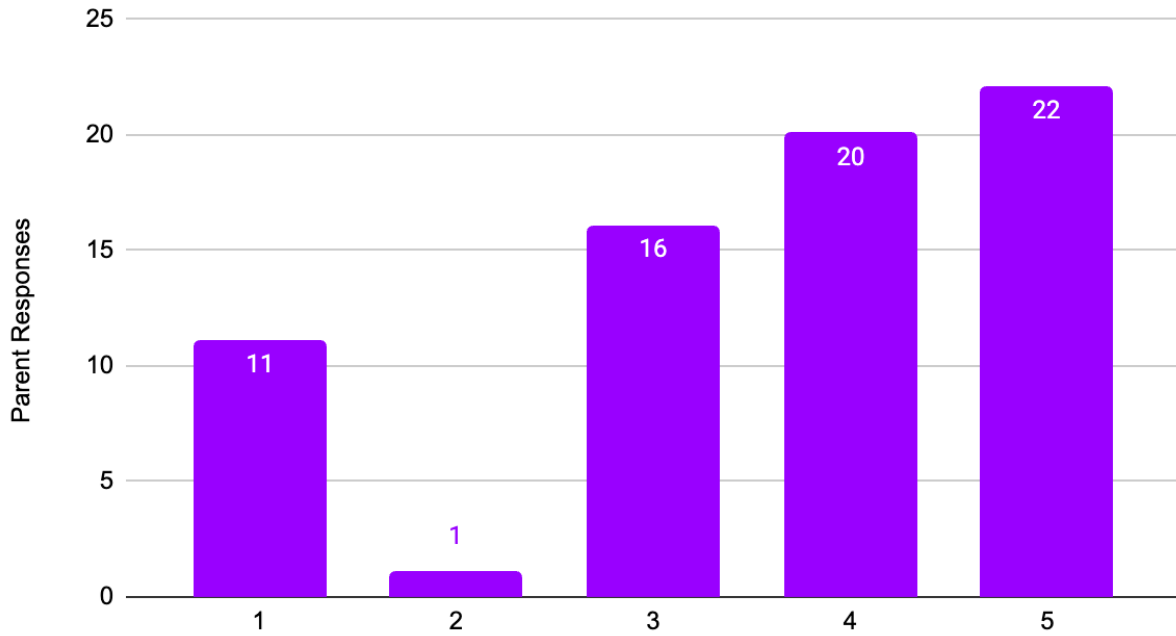
PK-4 Parents: Co-op in HS Football



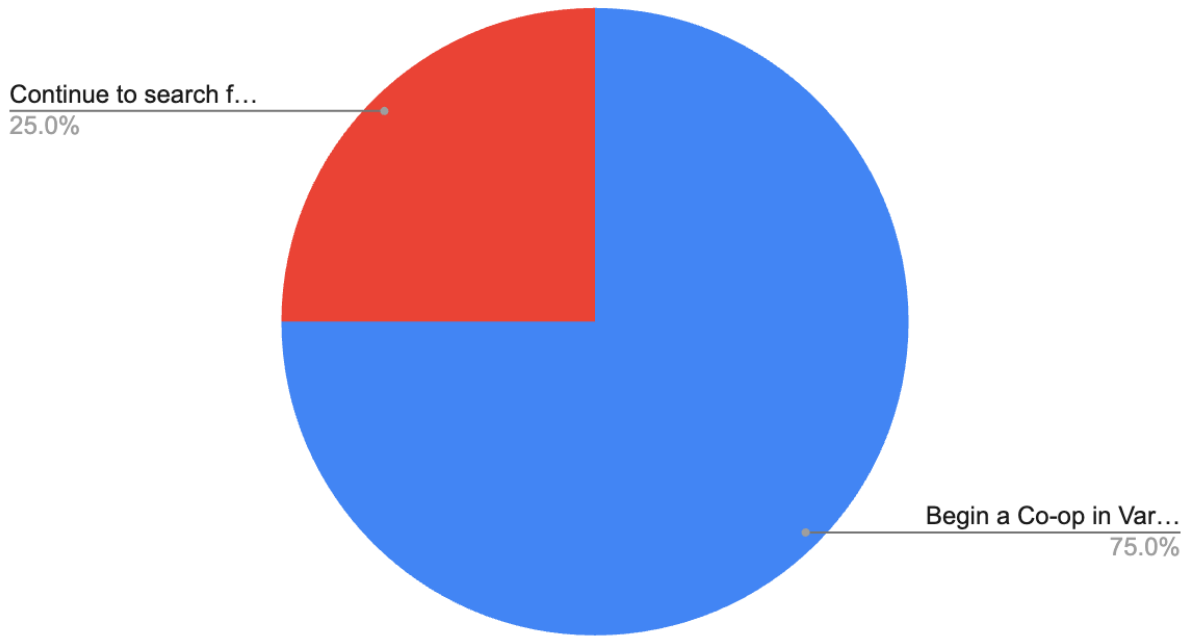
PK-4 Parents: Co-op in JH Football



PK-4 Parents: Co-op in Skills USA (ITE/Shop)



PK-4 Parents: Co-op Timing



PK-4 Parent Questions		Mean	Median	Mode	Variance
In general, are you in favor of a co-op?		3.54	4.00	4.00	1.40
Unified Bowling		3.29	3.00	3.00	1.89
Future College and Career Leaders of America (FCCLA)		3.36	3.00	3.00	1.68
Wrestling (High School)		3.49	4.00	5.00	1.39
Wrestling (Junior High)		3.51	4.00	5.00	2.02
FFA/Ag offerings		4.10	4.00	5.00	1.39
Football (High School)		3.67	4.00	4.00	1.81
Football (Junior High)		4.00	4.00	5.00	1.50
Skills USA (ITE/Shop)		3.59	4.00	5.00	1.89
PK-4 Parent Questions	% of 1's	% of 2's	% of 3's	% of 4's	% of 5's
In general, are you in favor of a co-op?	8.57%	10.00%	20.00%	41.43%	20.00%
Unified Bowling	17.14%	4.29%	35.71%	17.14%	25.71%
Future College and Career Leaders of America (FCCLA)	12.86%	7.14%	34.29%	21.43%	24.29%
Wrestling (High School)	14.29%	8.57%	20.00%	25.71%	31.43%
Wrestling (Junior High)	15.71%	5.71%	22.86%	21.43%	34.29%
FFA/Ag offerings	7.14%	2.86%	11.43%	28.57%	50.00%
Football (High School)	14.29%	4.29%	11.43%	40.00%	30.00%
Football (Junior High)	10.00%	1.43%	8.57%	38.57%	41.43%
Skills USA (ITE/Shop)	15.71%	1.43%	22.86%	28.57%	31.43%